

2014 / 2015 Taste of Research Summer Scholarships Program

- **ELIGIBILITY**
 - You must be a high achieving 3rd year undergraduate student enrolled in a full time program (2nd year students may be considered under special circumstances)
 - You must be enrolled in a relevant program at UNSW or another Australian University
 - You must submit an online application by August 22nd
 - You may be a local or international student
- **HOW TO APPLY**
 - Apply online now at:
 - <http://www.engineering.unsw.edu.au/taste-of-research-scholarships>
 - For further information please visit the website.
- **Closing Date**
 - Friday August 22nd
- **NICTA/SSRG has extra scholarships available**
 - Choose one of topics, we can change later.



Events, Co-routines, Continuations and Threads

-

OS (and application) Execution Models



System Building

- General purpose systems need to deal with
 - Many activities
 - potentially overlapping
 - may be interdependent
 - Activities that depend on external phenomena
 - may requiring waiting for completion (e.g. disk read)
 - reacting to external triggers (e.g. interrupts)
- Need a systematic approach to system structuring



Construction Approach

- Events
- Coroutines
- Threads
- Continuations

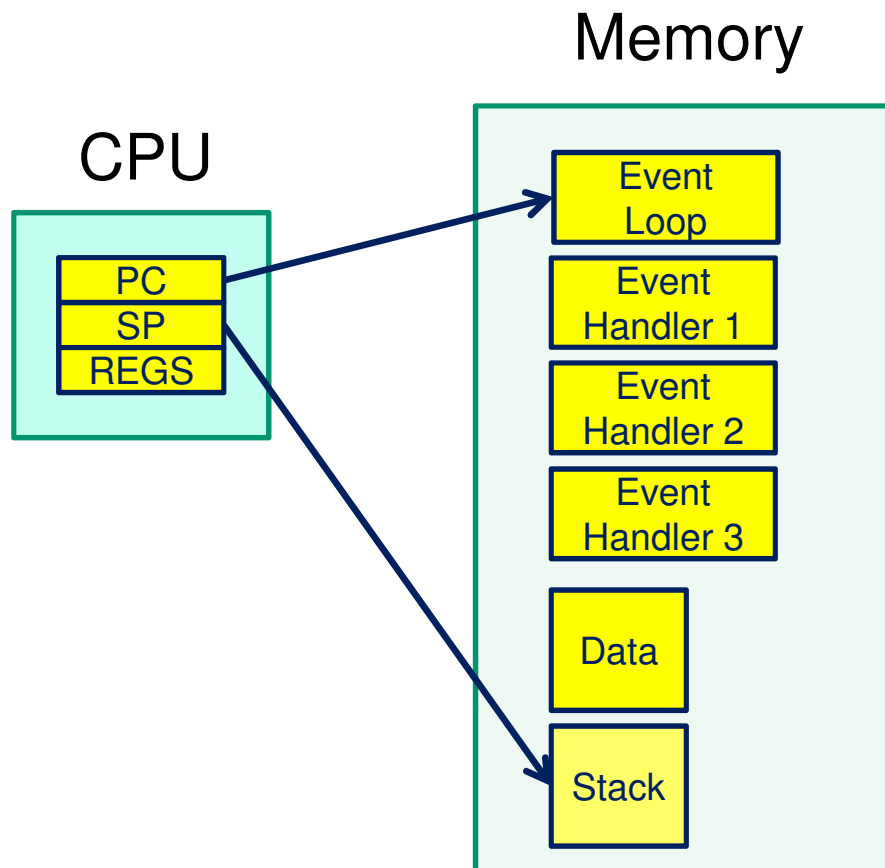


Events

- External entities generate (post) events.
 - keyboard presses, mouse clicks, system calls
- *Event loop* waits for events and calls an appropriate *event handler*.
 - common paradigm for GUIs
- *Event handler* is a function that runs until completion and returns to the *event loop*.



Event Model



- The event model only requires a single stack
 - All event handlers must return to the event loop
 - No blocking
 - No yielding
- No preemption of handlers
 - Handlers generally short lived

What is 'a'?

```
int a; /* global */
```

```
int func()
```

```
{
```

```
    a = 1;
```

```
    if (a == 1) {
```

```
        a = 2;
```

```
    }
```

```
    return a;
```

```
}
```

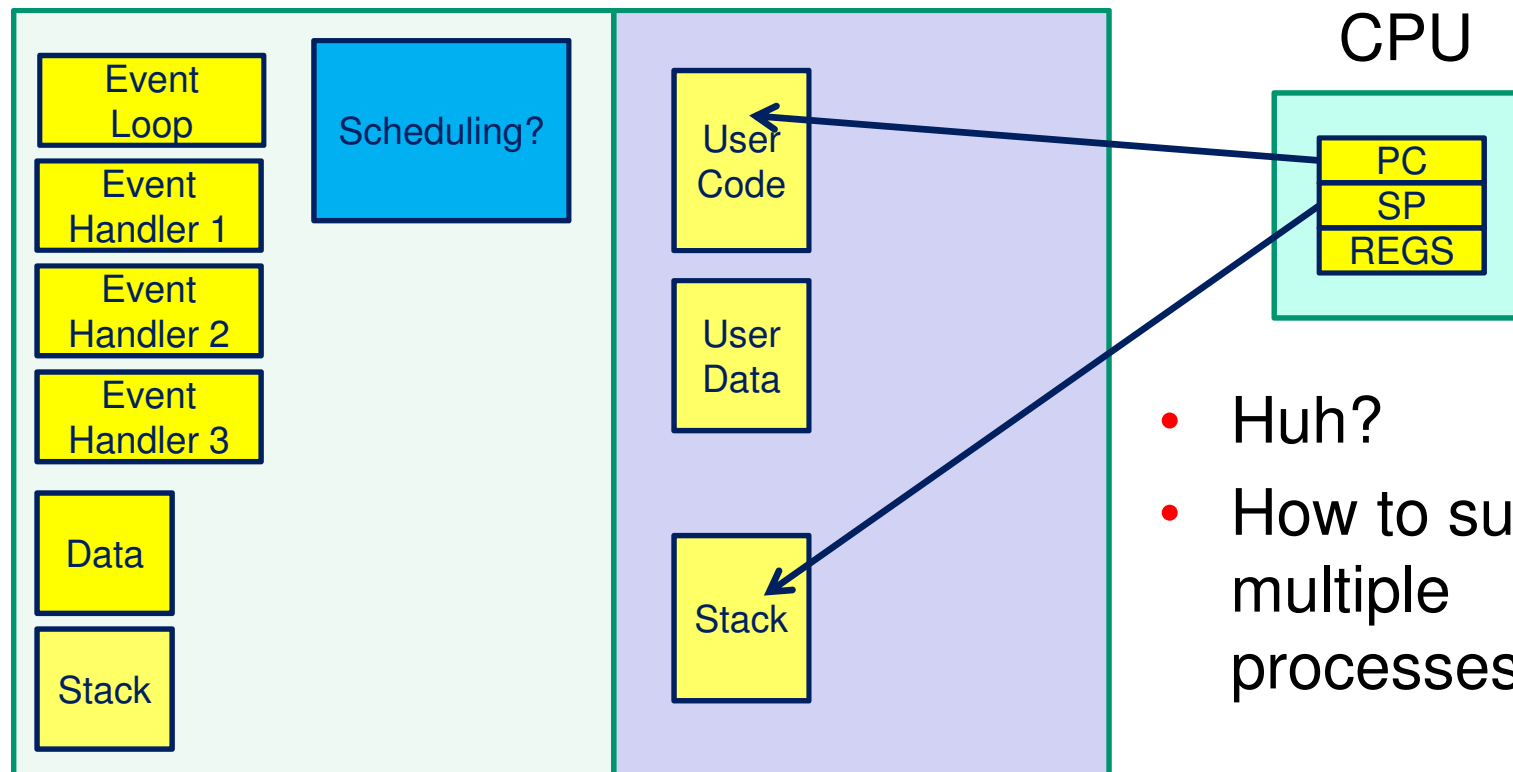
No concurrency issues within a handler



Event-based kernel on CPU with protection

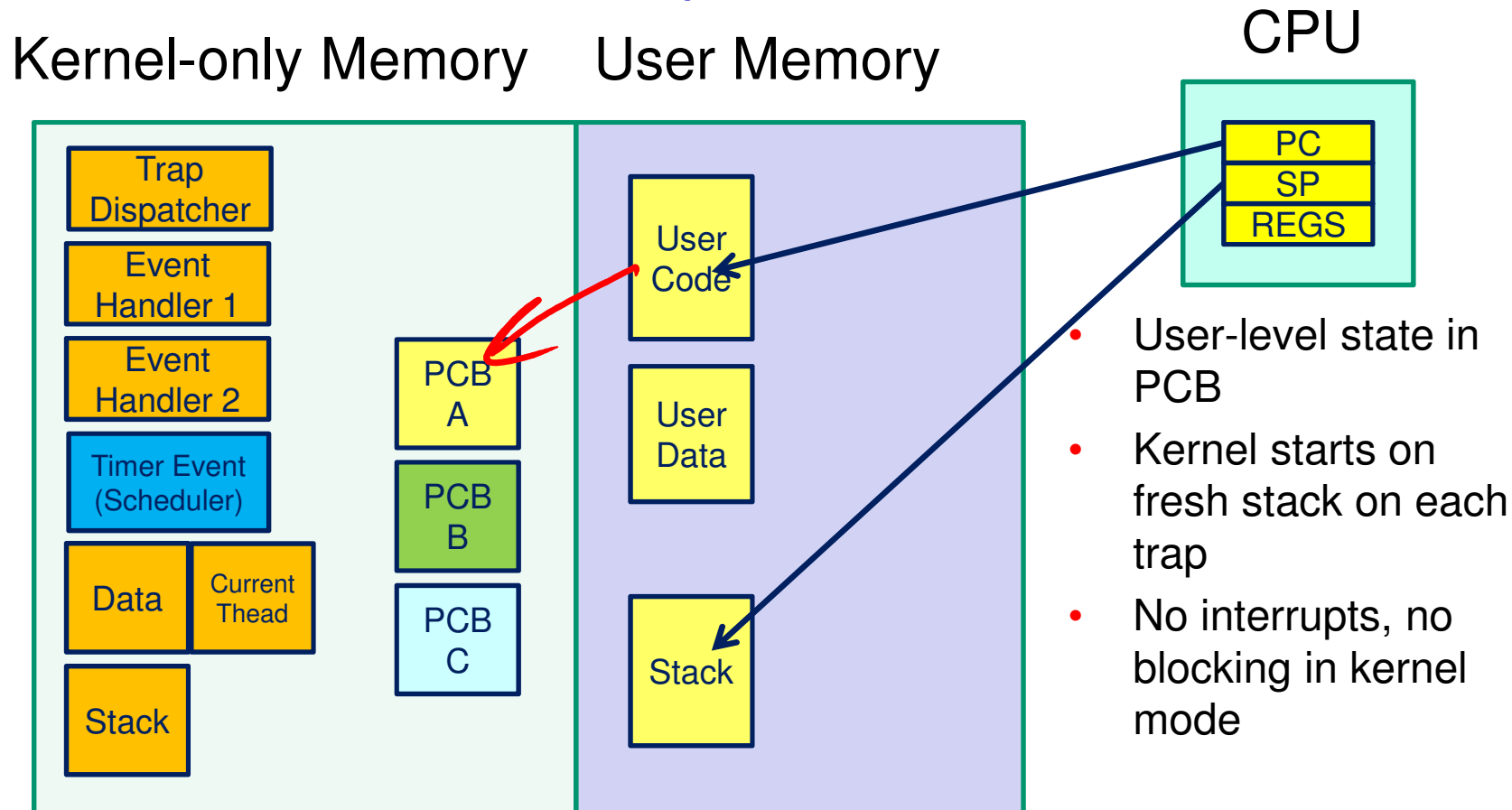
Kernel-only Memory

User Memory



- Huh?
- How to support multiple processes?

Event-based kernel on CPU with protection

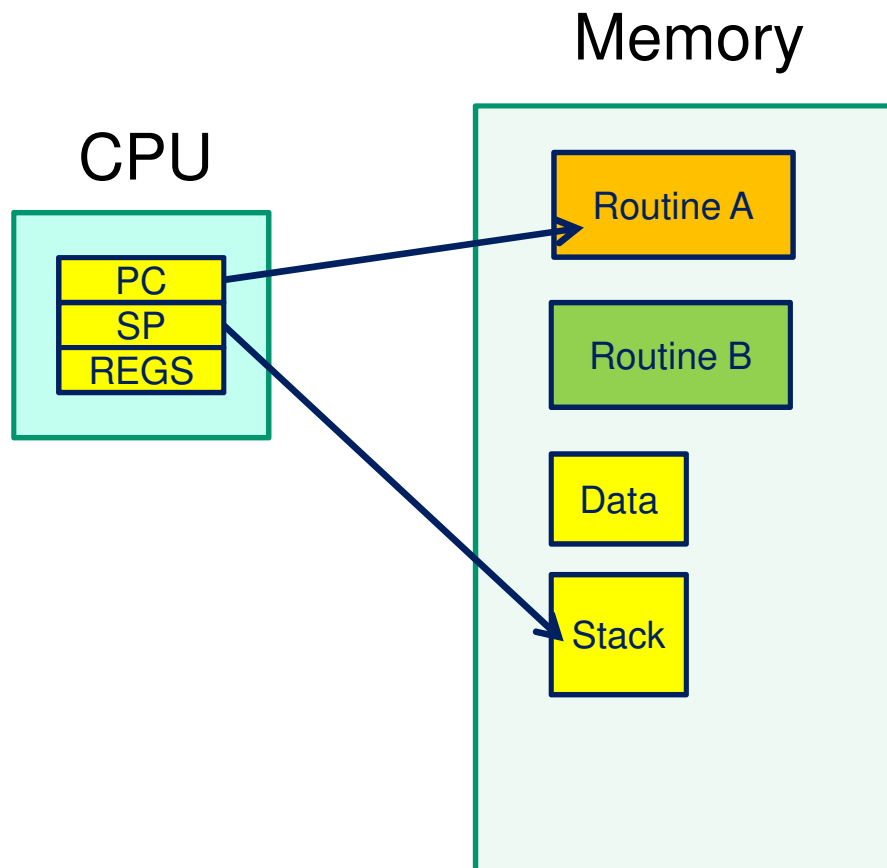


Co-routines

- A subroutine with extra entry and exit points
- Via `yield()`
 - supports long running subroutines
 - variations in precise semantics (`yieldto`, asymmetric and symmetric)



Co-routines



- `yield()` saves state of routine A and starts routine B
 - or resumes B's state from its previous `yield()` point.
- No preemption

What is 'a'?

```
int a; /* global */
```

```
int func()  
{  
    a = 1;  
    yield();  
    if (a == 1) {  
        a = 2;  
    }  
    return a;  
}
```



What is 'a'?

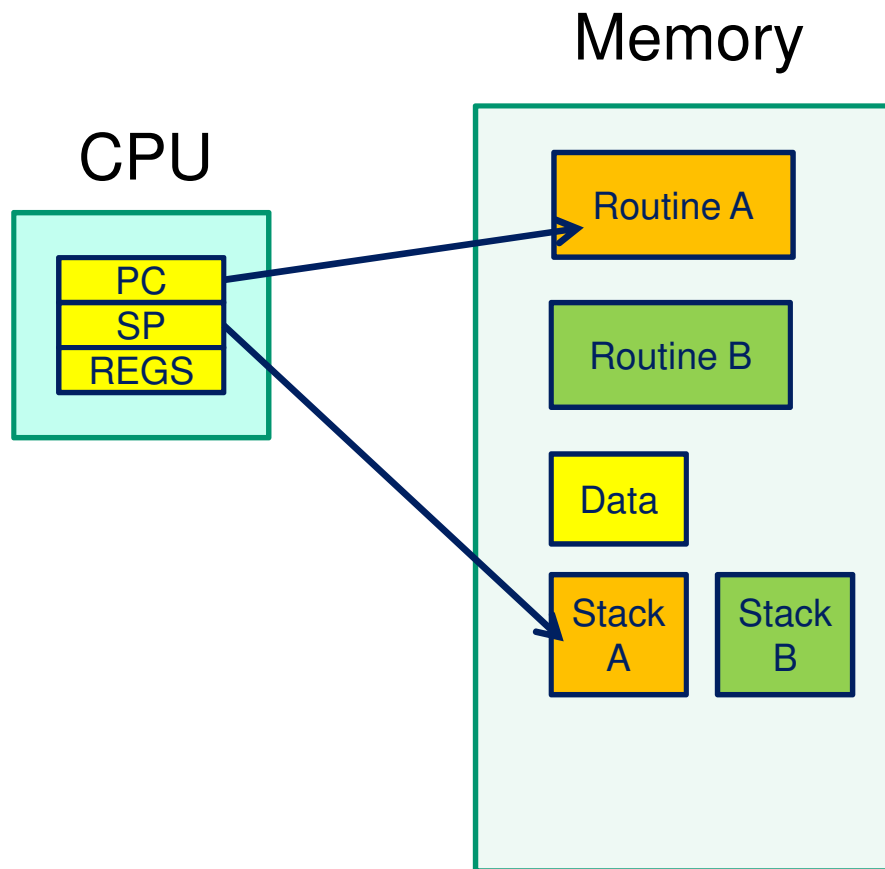
```
int a; /* global */
```

```
int func() {  
    a = 1;  
    if (a == 1) {  
        yield();  
        a = 2;  
    }  
    return a;  
}
```

No concurrency issues/races as
globals are exclusive between
yields()

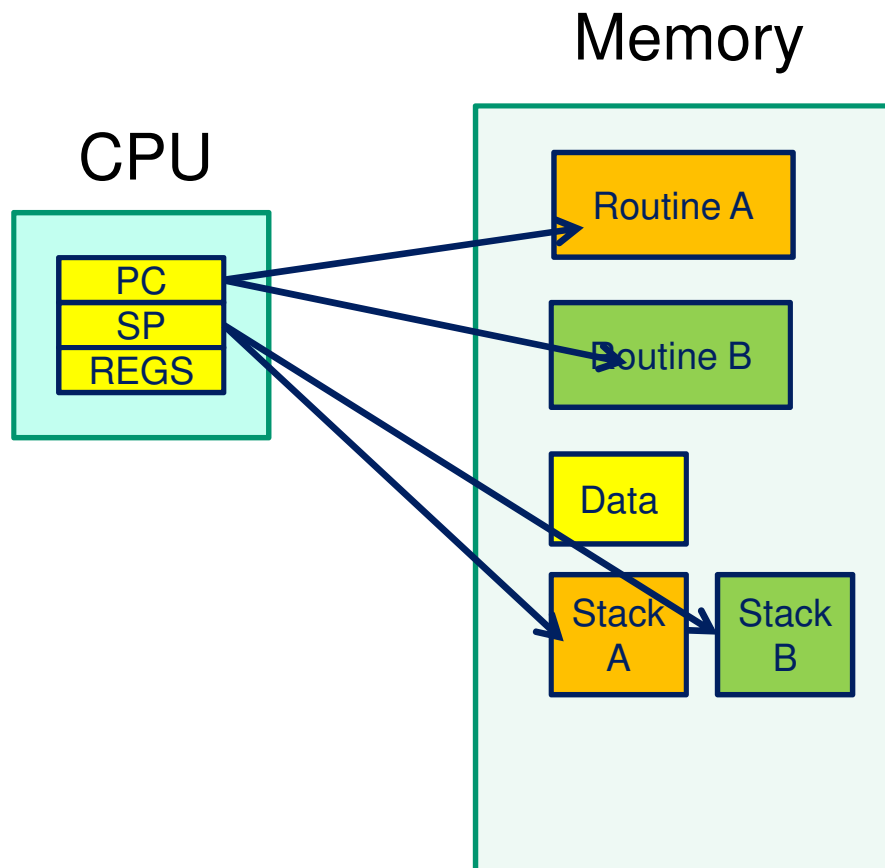


Co-routines Implementation strategy?



- Usually implemented with a stack per routine
- Preserves current state of execution of the routine

Co-routines



- Routine A state currently loaded
- Routine B state stored on stack
- Routine switch from A \rightarrow B
 - saving state of A a
 - regs, sp, pc
 - restoring the state of B
 - regs, sp, pc

A hypothetical yield()

```
yield:
```

```
/*  
 * a0 contains a pointer to the previous routine's struct.  
 * a1 contains a pointer to the new routine's struct.  
 *  
 * The registers get saved on the stack, namely:  
 *  
 *     s0-s8  
 *     gp, ra  
 *  
 */  
  
/* Allocate stack space for saving 11 registers. 11*4 = 44 */  
addi sp, sp, -44
```




```
/* Save the registers */
```

```
sw    ra, 40(sp)
```

```
sw    gp, 36(sp)
```

```
sw    s8, 32(sp)
```

```
sw    s7, 28(sp)
```

```
sw    s6, 24(sp)
```

```
sw    s5, 20(sp)
```

```
sw    s4, 16(sp)
```

```
sw    s3, 12(sp)
```

```
sw    s2, 8(sp)
```

```
sw    s1, 4(sp)
```

```
sw    s0, 0(sp)
```

```
/* Store the old stack pointer in the old pcb */
```

```
sw    sp, 0(a0)
```

Save the registers
that the 'C'
procedure calling
convention
expects
preserved

```
/* Get the new stack pointer from the new pcb */
lw    sp, 0(a1)
nop                    /* delay slot for load */

/* Now, restore the registers */
lw    s0, 0(sp)
lw    s1, 4(sp)
lw    s2, 8(sp)
lw    s3, 12(sp)
lw    s4, 16(sp)
lw    s5, 20(sp)
lw    s6, 24(sp)
lw    s7, 28(sp)
lw    s8, 32(sp)
lw    gp, 36(sp)
lw    ra, 40(sp)
nop                    /* delay slot for load */

/* and return. */
j    ra
addi sp, sp, 44        /* in delay slot */
.end mips_switch
```



Routine A

Routine B

Yield

```
yield(a,b)
```

```
{
```

```
}
```

```
yield(a,b)
```

```
{
```

```
—————> }
```

```
←———— yield(b,a)
```

```
{
```

```
—————> }
```



What is 'a'?

```
int a; /* global */
```

```
int func() {  
    a = 1;  
    func2();  
    if (a == 1) {  
        a = 2;  
    }  
    return a;  
}
```



Coroutines

- What about subroutines combined with coroutines
 - i.e. what is the issue with calling subroutines?
- Subroutine calling might involve an implicit yield()
 - potentially creates a race on globals
 - either understand where all yields lie, or
 - cooperative multithreading



Cooperative Multithreading

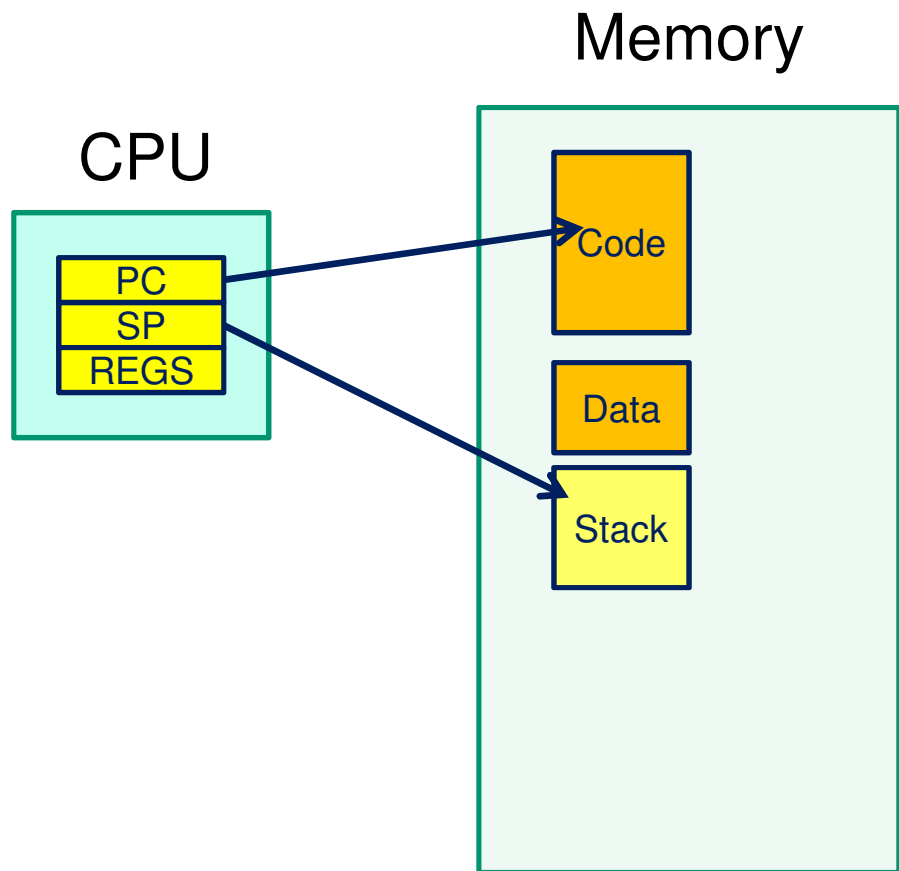
- Also called green threads
- Conservatively assumes a multithreading model
 - i.e. uses synchronisation to avoid races,
 - and makes no assumption about subroutine behaviour
 - it can potentially yield()



```
int a; /* global */

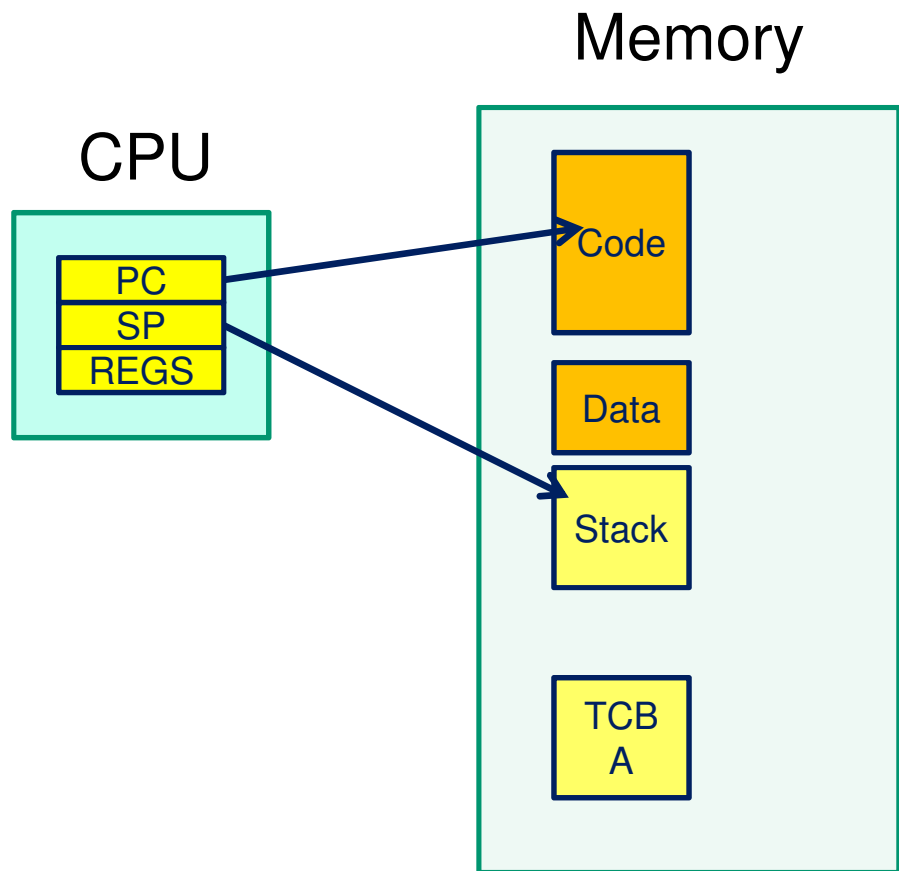
int func() {
    int t;
    lock_acquire(lock)
    a = 1;
    func2();
    if (a == 1) {
        a = 2;
    }
    t = a;
    lock_release(lock);
    return t;
}
```

A Thread



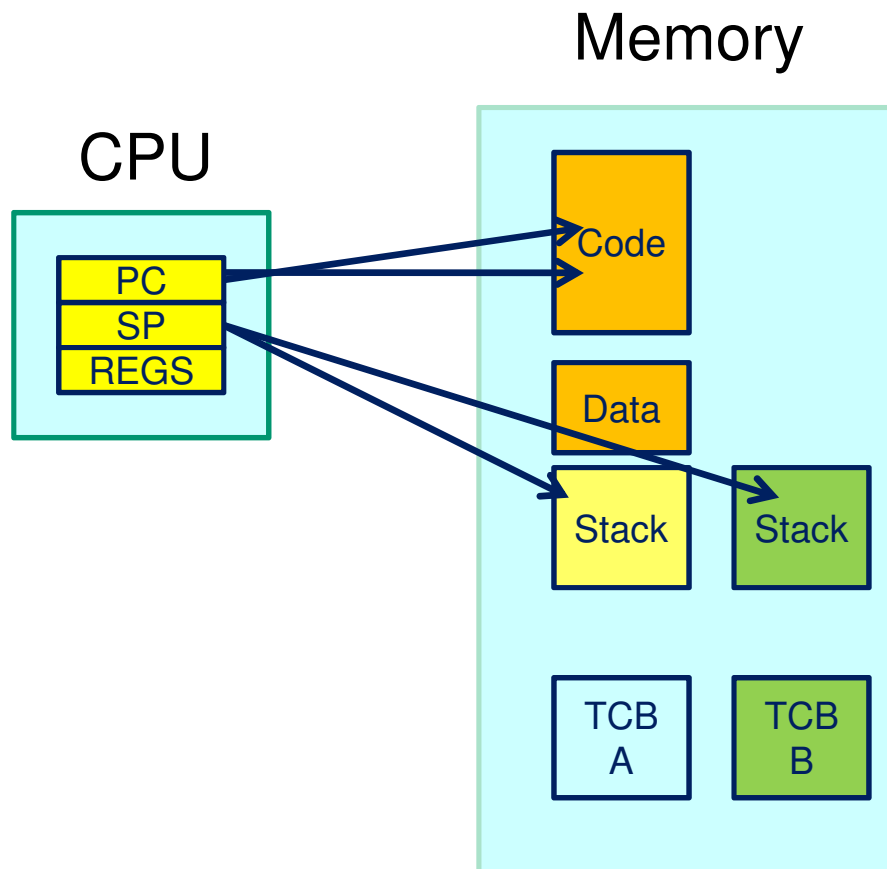
- Thread attributes
 - processor related
 - memory
 - program counter
 - stack pointer
 - registers (and status)
 - OS/package related
 - state (running/blocked)
 - identity
 - scheduler (queues, priority)
 - etc...

Thread Control Block



- To support more than a single thread we need to store thread state and attributes
- Stored in thread control block
 - also indirectly in stack

Thread A and Thread B



- Thread A state currently loaded
- Thread B state stored in TCB B
- Thread switch from A \rightarrow B
 - saving state of thread a
 - regs, sp, pc
 - restoring the state of thread B
 - regs, sp, pc
- Note: registers and PC can be stored on the stack, and only SP stored in TCB

Approximate OS

```
mi_switch()
{
    struct thread *cur, *next;
    next = scheduler();

    /* update curthread */
    cur = curthread;
    curthread = next;

    /*
     * Call the machine-dependent code that actually does the
     * context switch.
     */
    md_switch(&cur->t_pcb, &next->t_pcb);

    /* back running in same thread */

}
```

Note: global variable curthread



OS/161 mips_switch

```
mips_switch:
```

```
/*  
 * a0 contains a pointer to the old thread's struct pcb.  
 * a1 contains a pointer to the new thread's struct pcb.  
 *  
 * The only thing we touch in the pcb is the first word, which  
 * we save the stack pointer in. The other registers get saved  
 * on the stack, namely:  
 *  
 *     s0-s8  
 *     gp, ra  
 *  
 * The order must match arch/mips/include/switchframe.h.  
 */  
  
/* Allocate stack space for saving 11 registers. 11*4 = 44 */  
addi sp, sp, -44
```



OS/161 mips_switch

```
/* Save the registers */
sw    ra, 40(sp)
sw    gp, 36(sp)
sw    s8, 32(sp)
sw    s7, 28(sp)
sw    s6, 24(sp)
sw    s5, 20(sp)
sw    s4, 16(sp)
sw    s3, 12(sp)
sw    s2, 8(sp)
sw    s1, 4(sp)
sw    s0, 0(sp)

/* Store the old stack pointer in the old pcb */
sw    sp, 0(a0)
```

Save the registers that the 'C' procedure calling convention expects preserved

OS/161 mips_switch

```
/* Get the new stack pointer from the new pcb */
lw    sp, 0(a1)
nop                    /* delay slot for load */

/* Now, restore the registers */
lw    s0, 0(sp)
lw    s1, 4(sp)
lw    s2, 8(sp)
lw    s3, 12(sp)
lw    s4, 16(sp)
lw    s5, 20(sp)
lw    s6, 24(sp)
lw    s7, 28(sp)
lw    s8, 32(sp)
lw    gp, 36(sp)
lw    ra, 40(sp)
nop                    /* delay slot for load */

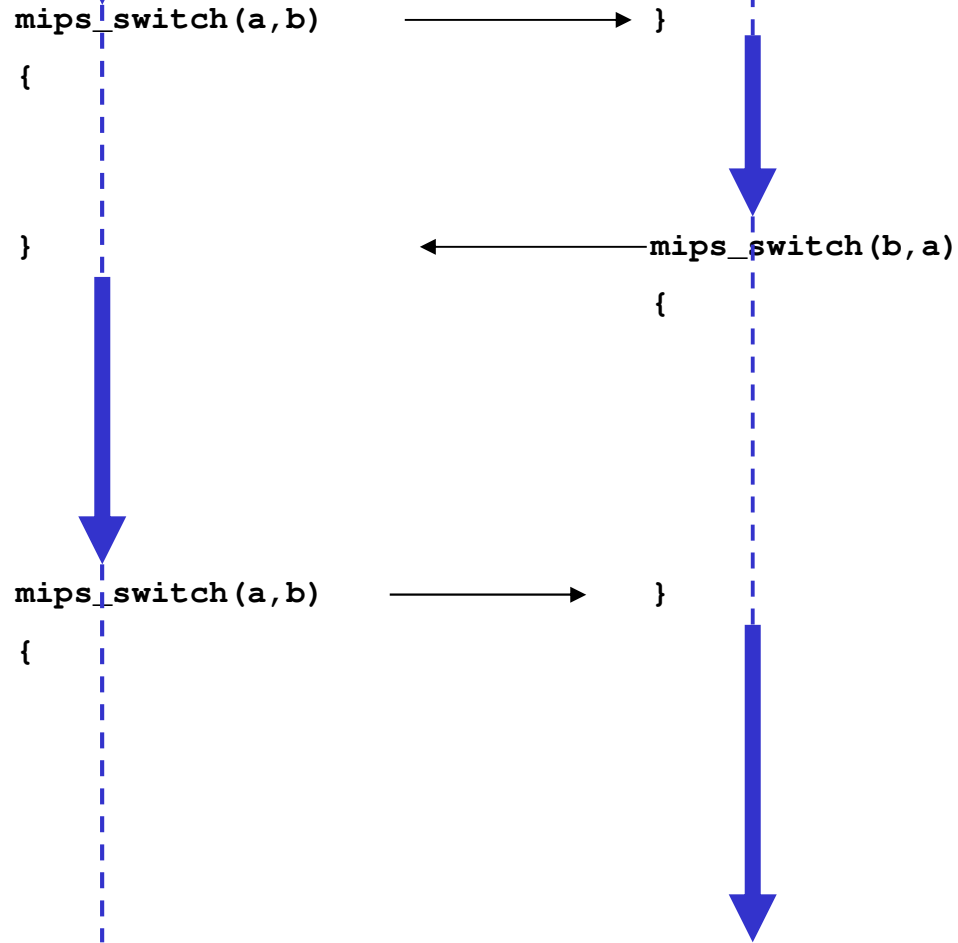
/* and return. */
j ra
addi  sp, sp, 44      /* in delay slot */
.end mips_switch
```



Thread a

Thread b

Thread Switch



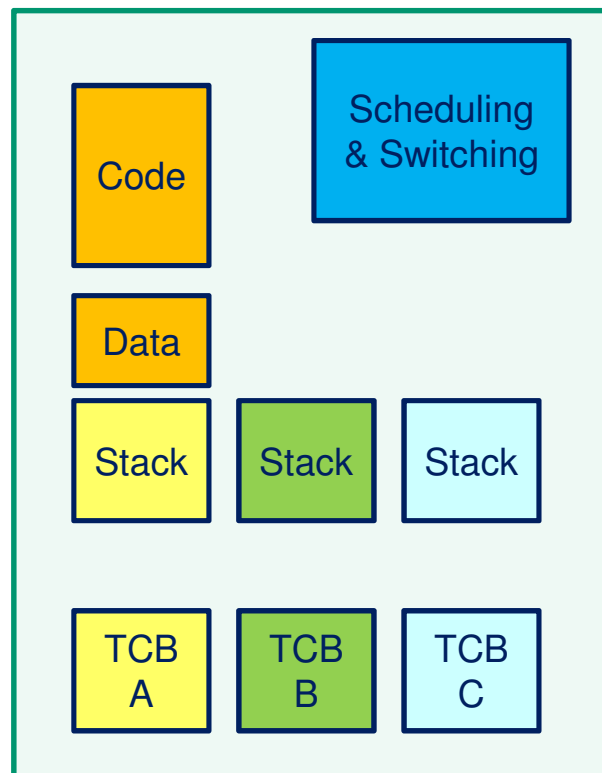
Preemptive Multithreading

- Switch can be triggered by asynchronous external event
 - timer interrupt
- Asynch event saves current state
 - on current stack, if in kernel (nesting)
 - on kernel stack or in TCB if coming from user-level
- call `thread_switch()`



Threads on simple CPU

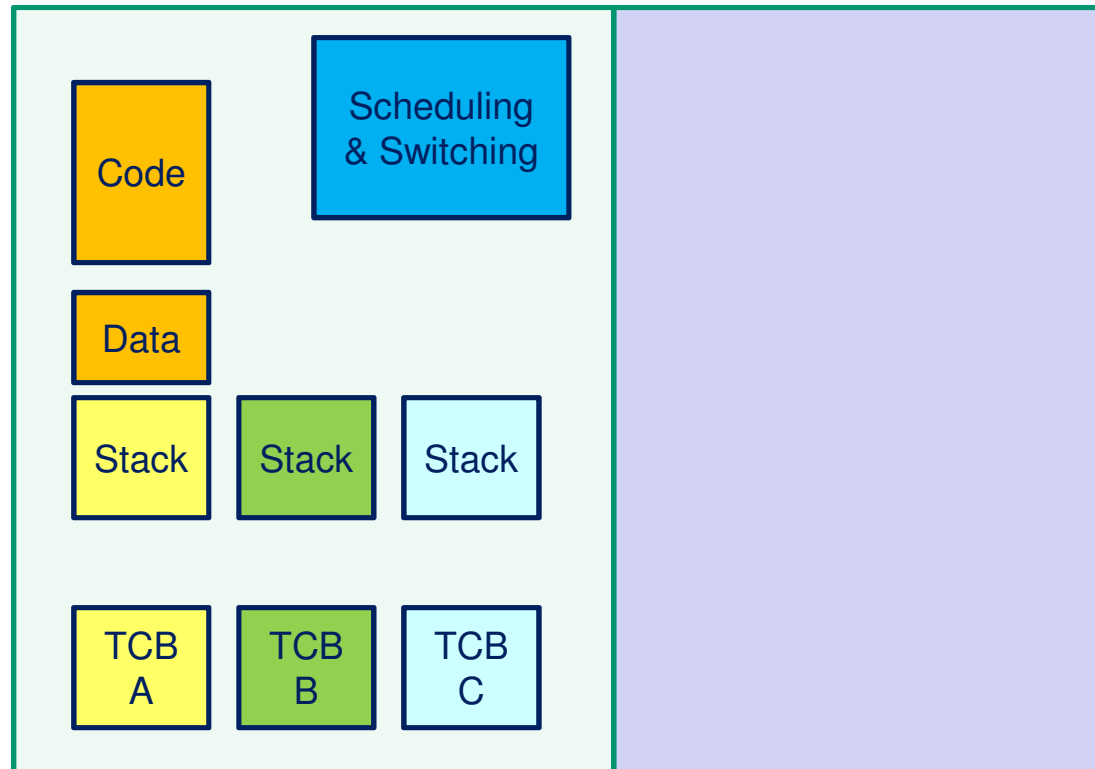
Memory



Threads on CPU with protection

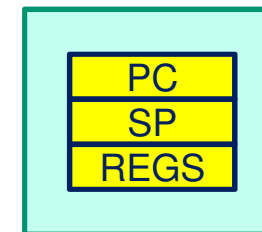
Kernel-only Memory

User Memory



- What is missing?

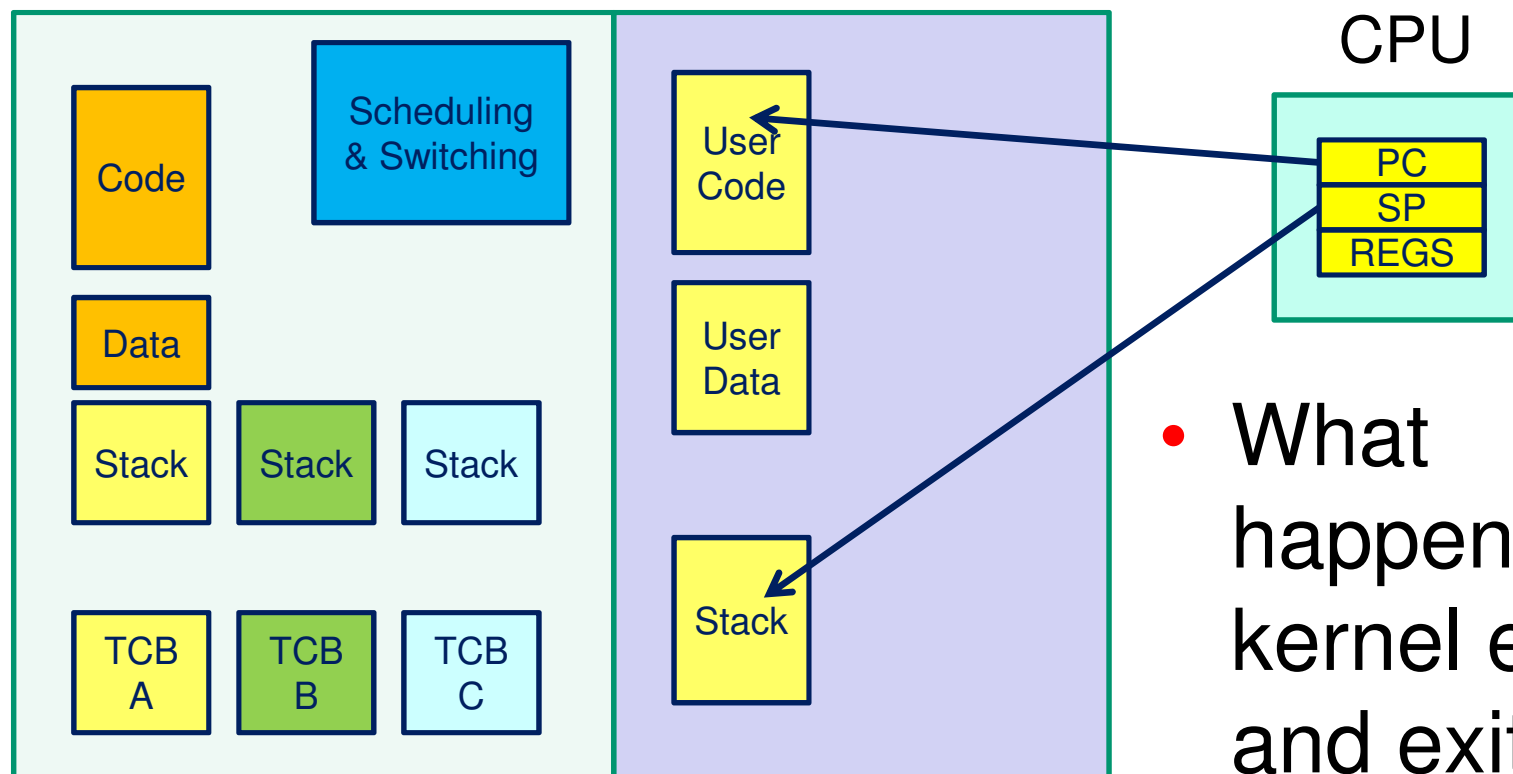
CPU



Threads on CPU with protection

Kernel-only Memory

User Memory

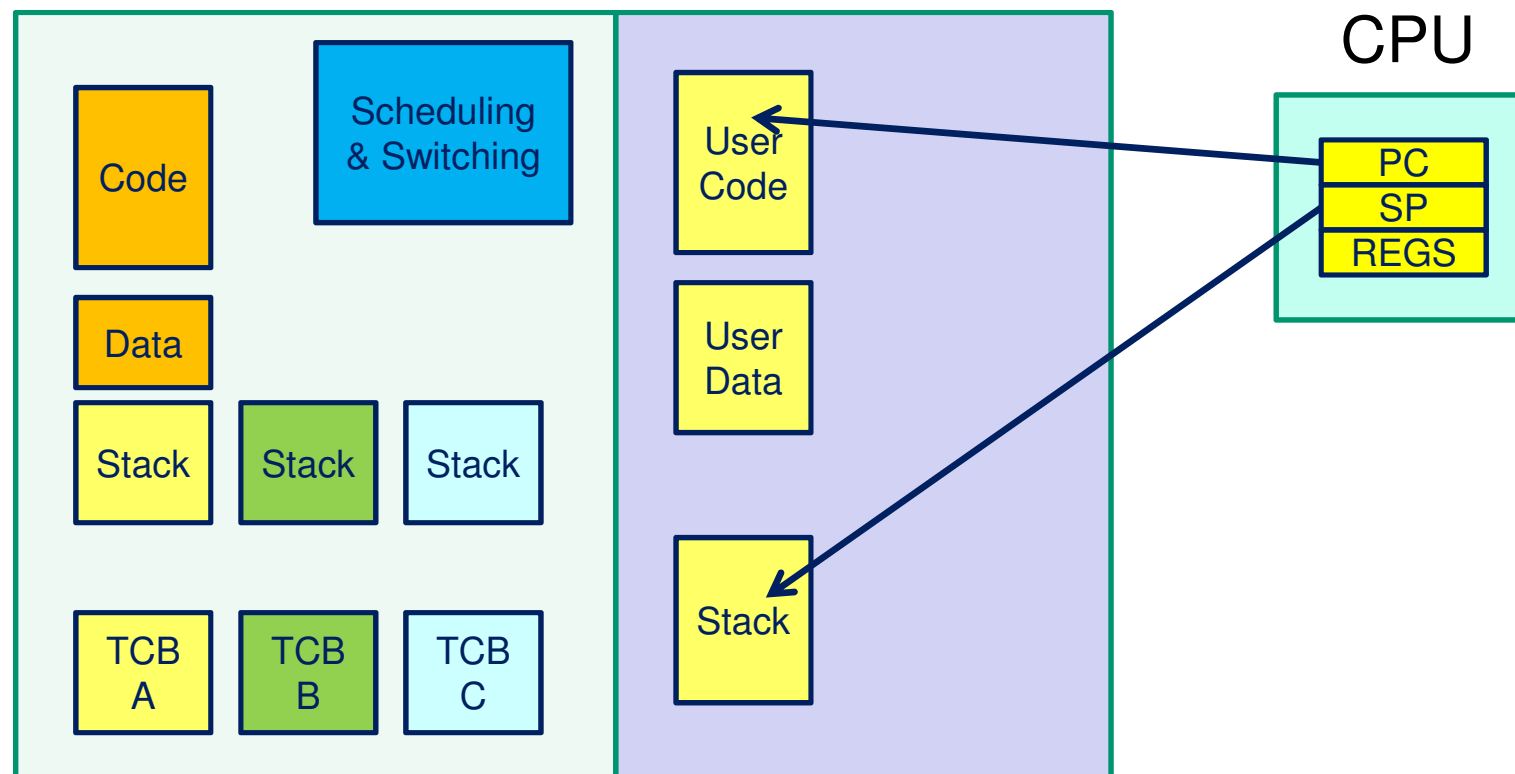


- What happens on kernel entry and exit?

Switching Address Spaces on Thread Switch = Processes

Kernel-only Memory

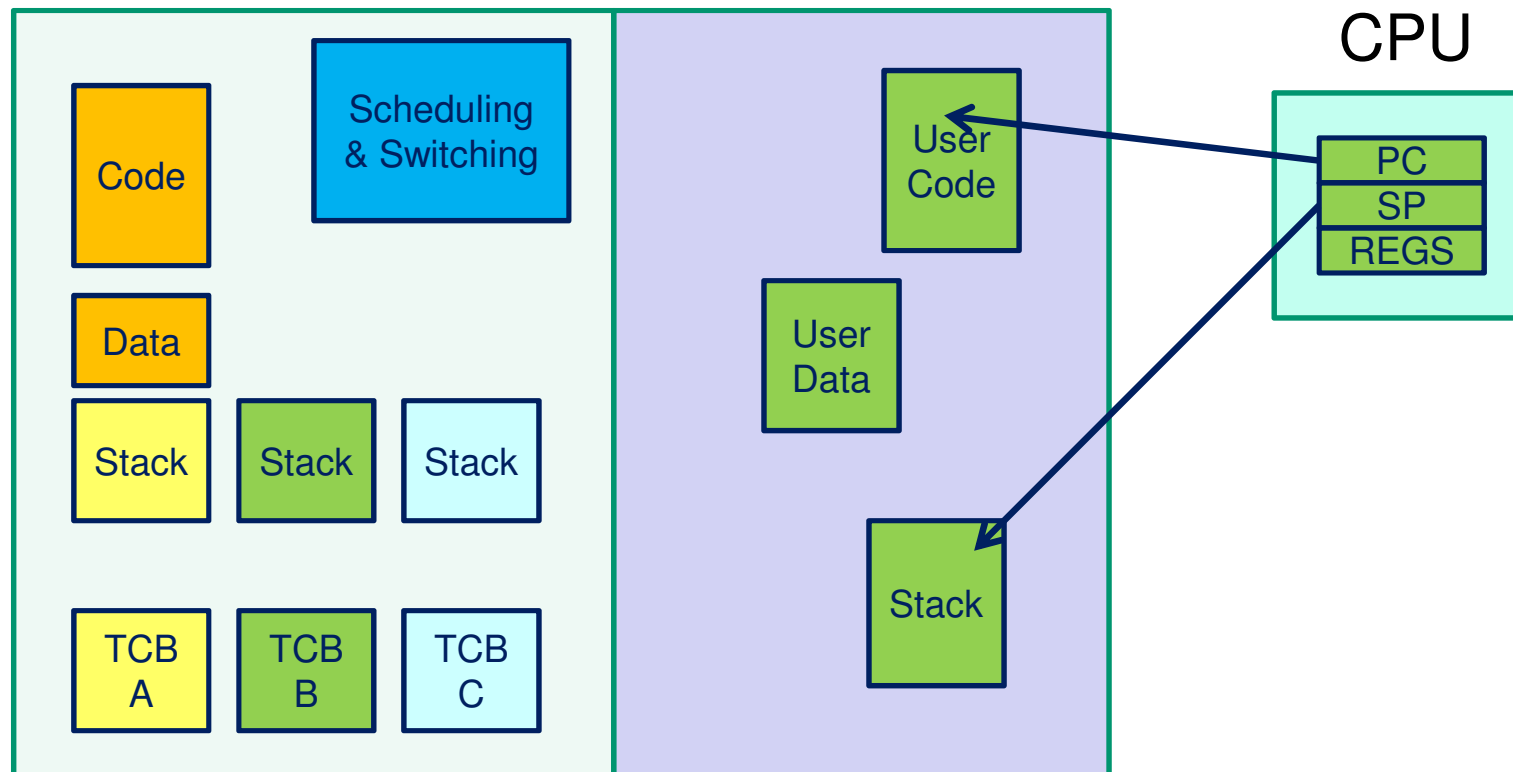
User Memory



Switching Address Spaces on Thread Switch = Processes

Kernel-only Memory

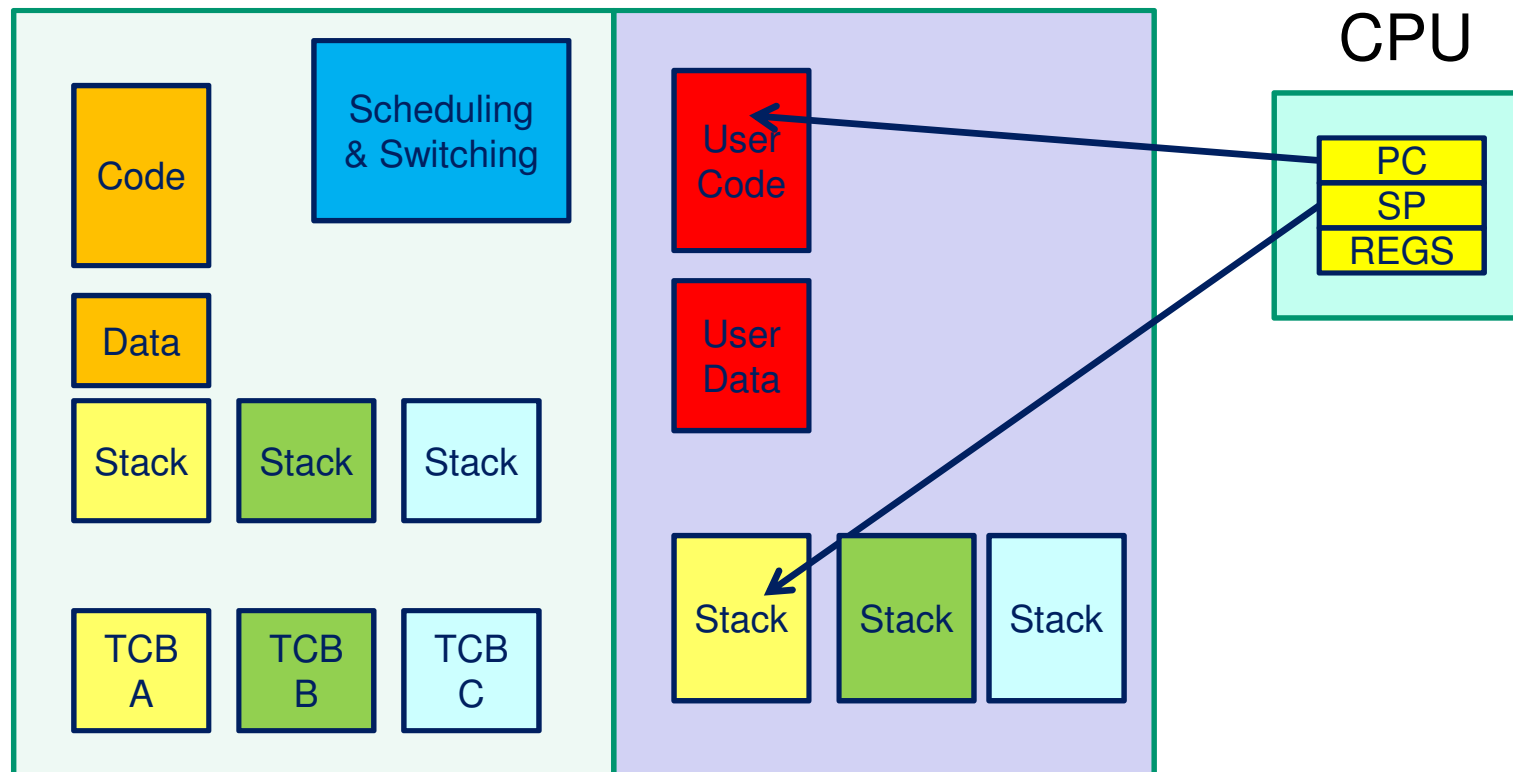
User Memory



What is this?

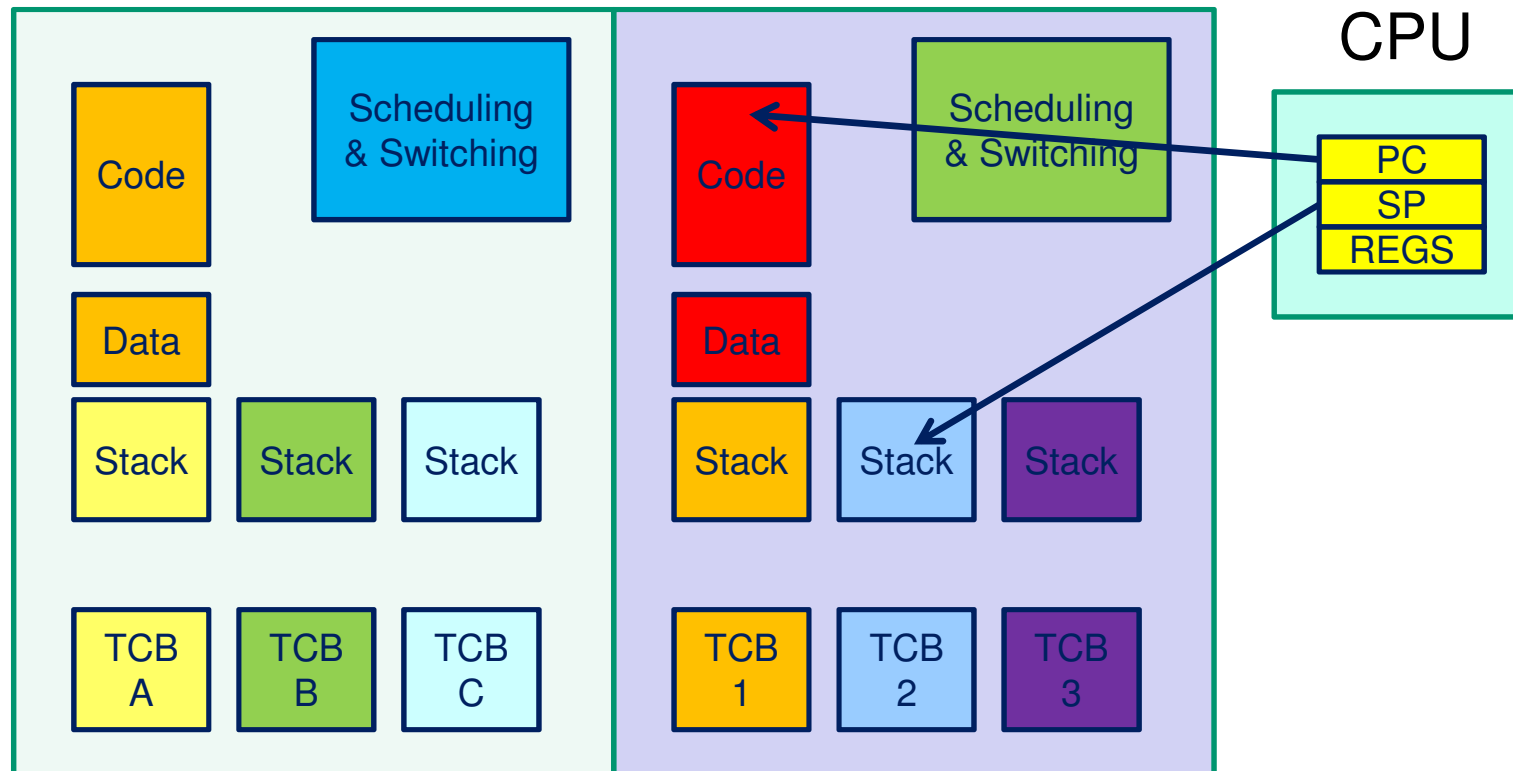
Kernel-only Memory

User Memory

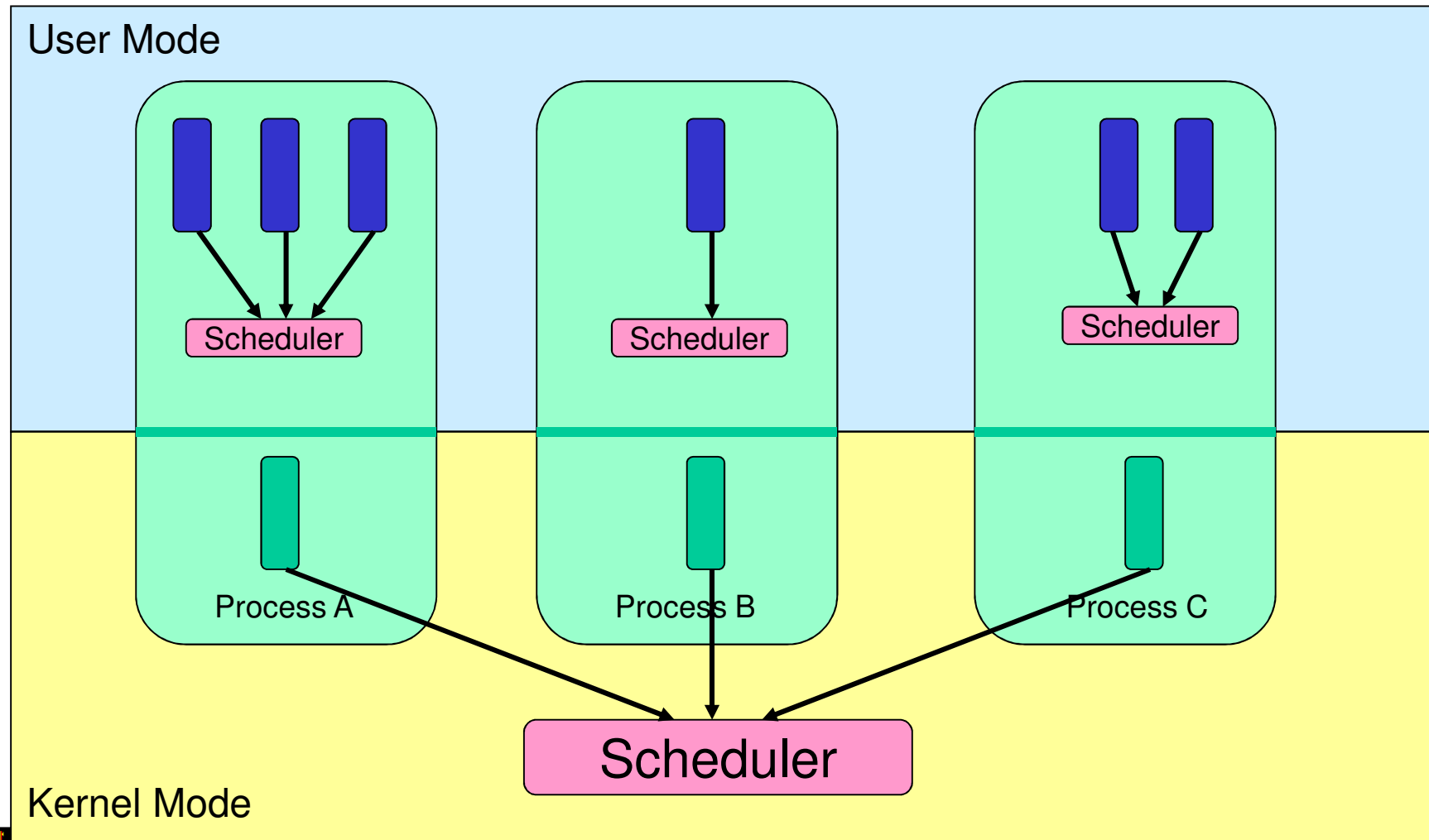


What is this?

Kernel-only Memory User Memory



User-level Threads

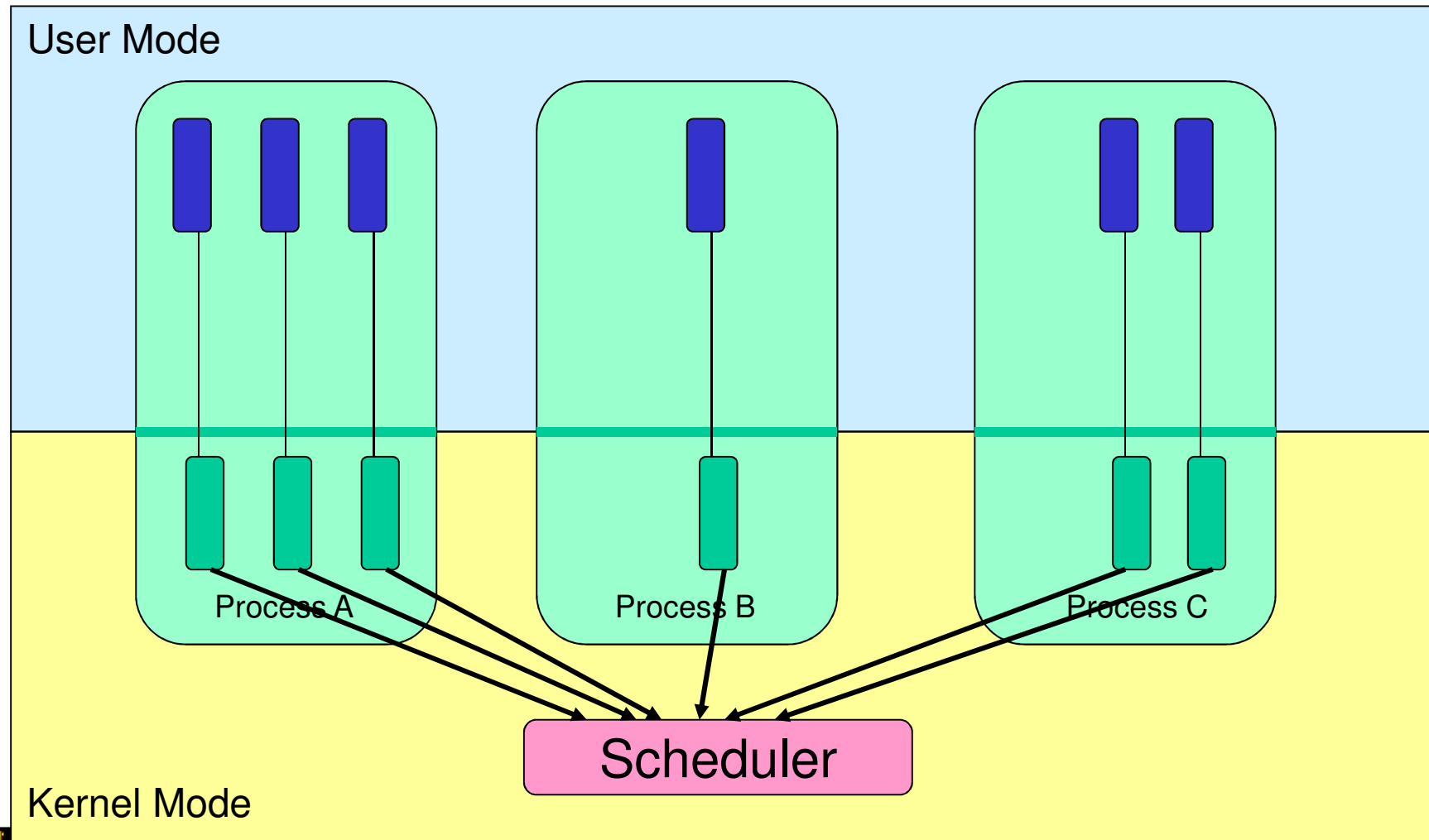


User-level Threads

- ✓ Fast thread management (creation, deletion, switching, synchronisation...)
- ✗ Blocking blocks all threads in a process
 - Syscalls
 - Page faults
- ✗ No thread-level parallelism on multiprocessor



Kernel-Level Threads



Kernel-level Threads

- ✗ Slow thread management (creation, deletion, switching, synchronisation...)
 - System calls
- ✓ Blocking blocks only the appropriate thread in a process
- ✓ Thread-level parallelism on multiprocessor



Continuations (in Functional Languages)

- Definition of a *Continuation*
 - representation of an instance of a computation at a point in time



call/cc in Scheme

call/cc = call-with-current-continuation

- A function
 - takes a function (f) to call as an argument
 - calls that function with a reference to current continuation ($cont$) as an argument
 - when $cont$ is later called, the continuation is restored.
 - The argument to $cont$ is returned from to the caller of $call/cc$



Simple Example

```
(define (f arg)
  (arg 2)
  3)
```

```
(display (f (lambda (x) x))); displays 3
```

```
(display (call-with-current-continuation f))
;displays 2
```

Derived from <http://en.wikipedia.org/wiki/Call-with-current-continuation>



Another Simple Example

```
(define the-continuation #f)
(define (test)
  (let ((i 0))
    ; call/cc calls its first function argument, passing
    ; a continuation variable representing this point in
    ; the program as the argument to that function.
    ;
    ; In this case, the function argument assigns that
    ; continuation to the variable the-continuation.
    ;
    (call/cc (lambda (k) (set! the-continuation k)))
    ;
    ; The next time the-continuation is called, we start here.
    (set! i (+ i 1))
    i))
```

Note

- For C-programmers, call/cc is effectively saving stack, and PC



Another Simple Example

```
> (test)
1
> (the-continuation)
2
> (the-continuation)
3
> ; stores the current continuation (which will print 4 next) away
> (define another-continuation the-continuation)
> (test) ; resets the-continuation
1
> (the-continuation)
2
> (another-continuation) ; uses the previously stored continuation
4
```

Derived from <http://en.wikipedia.org/wiki/Continuation>



Yet Another Simple Example

```
;;; Return the first element in LST for which WANTED? returns a true  
;;; value.
```

```
(define (search wanted? lst)  
  (call/cc (lambda (arg)  
    (for-each (lambda (element)  
      (if (wanted? element)  
        (arg element)))  
    lst)  
  #f)))
```

Derived from <http://community.schemewiki.org/?call-with-current-continuation>



Coroutine Example

;;; This starts a new routine running (proc).

```
(define (fork proc)
  (call/cc (lambda (k)
    (enqueue k)
    (proc))))
```

;;; This yields the processor to another routine, if there is one.

```
(define (yield)
  (call/cc
    (lambda (k)
      (enqueue k)
      ((dequeue))))))
```



Continuations

- A method to snapshot current state and return to the computation in the future
- In the general case, as many times as we like
- Variations and language environments (e.g. in C) result in less general continuations
 - e.g. one shot continuations, `setjmp()/longjump()`



What should be a kernel's execution model?

Note that the same question can be asked of applications



The two alternatives

No one correct answer

From the view of the designer there are two alternatives.

Single Kernel Stack

Only one stack is used all the time to support all user threads.

Per-Thread Kernel Stack

Every user thread has a kernel stack.



Per-Thread Kernel Stack

Processes Model

- A thread's kernel state is implicitly encoded in the kernel activation stack
 - If the thread must block in-kernel, we can simply switch from the current stack, to another threads stack until thread is resumed
 - Resuming is simply switching back to the original stack
 - Preemption is easy
 - no conceptual difference between kernel mode and user mode

```
example(arg1, arg2) {  
    P1(arg1, arg2);  
    if (need_to_block) {  
        thread_block();  
        P2(arg2);  
    } else {  
        P3();  
    }  
    /* return control to user */  
    return SUCCESS;  
}
```



Single Kernel Stack

“Event” or “Interrupt” Model

- How do we use a single kernel stack to support many threads?
 - Issue: How are system calls that block handled?
- ⇒ either *continuations*
 - Using Continuations to Implement Thread Management and Communication in Operating Systems. [Draves *et al.*, 1991]
- ⇒ or *stateless kernel* (event model)
 - Interface and Execution Models in the Fluke Kernel. [Ford *et al.*, 1999]
 - Also seL4



Continuations

- State required to resume a blocked thread is explicitly saved in a TCB
 - A function pointer
 - Variables
- Stack can be discarded and reused to support new thread
- Resuming involves discarding current stack, restoring the continuation, and continuing

```
example(arg1, arg2) {
    P1(arg1, arg2);
    if (need_to_block) {
        save_arg_in_TCB;
        thread_block(example_continue);
        /* NOT REACHED */
    } else {
        P3();
    }
    thread_syscall_return(SUCCESS);
}

example_continue() {
    recover_arg2_from_TCB;
    P2(recovered arg2);
    thread_syscall_return(SUCCESS);
}
```



Stateless Kernel

- System calls can not block within the kernel
 - If syscall must block (resource unavailable)
 - Modify user-state such that syscall is restarted when resources become available
 - Stack content is discarded (functions all return)
- Preemption within kernel difficult to achieve.
 - ⇒ Must (partially) roll syscall back to a restart point
- Avoid page faults within kernel code
 - ⇒ Syscall arguments in registers
 - Page fault during roll-back to restart (due to a page fault) is fatal.



IPC implementation examples

– Per thread stack

```
msg_send_rcv(msg, option,  
             send_size, rcv_size, ...) {  
  
    rc = msg_send(msg, option,  
                 send_size, ...);  
  
    if (rc != SUCCESS)  
        return rc;  
  
    rc = msg_rcv(msg, option, rcv_size, ...);  
    return rc;  
}
```

Send and Receive
system call
implemented by a
non-blocking send
part and a blocking
receive part.

Block inside
msg_rcv if no
message
available



IPC examples - Continuations

```
msg_send_rcv(msg, option,
             send_size, rcv_size, ...) {
    rc = msg_send(msg, option,
                 send_size, ...);
    if (rc != SUCCESS)
        return rc;
    cur_thread->continuation.msg = msg;
    cur_thread->continuation.option = option;
    cur_thread->continuation.rcv_size = rcv_size;
    ...
    rc = msg_rcv(msg, option, rcv_size, ...,
                 msg_rcv_continue);
    return rc;
}

msg_rcv_continue() {
    msg = cur_thread->continuation.msg;
    option = cur_thread->continuation.option;
    rcv_size = cur_thread->continuation.rcv_size;
    ...
    rc = msg_rcv(msg, option, rcv_size, ...,
                 msg_rcv_continue);
    return rc;
}
```

The function to
continue with if
blocked



IPC Examples – stateless kernel

```
msg_send_rcv(cur_thread) {  
    rc = msg_send(cur_thread);  
    if (rc != SUCCESS)  
        return rc;  
  
    rc = msg_rcv(cur_thread);  
    if (rc == WOULD_BLOCK) {  
        set_pc(cur_thread, msg_rcv_entry);  
        return RESCHEDULE;  
    }  
    return rc;  
}
```

Set user-level PC
to restart msg_rcv
only

RESCHEDULE changes
curthread on exiting the
kernel



Single Kernel Stack

- either *continuations* per Processor, event model
 - complex to program
 - must be conservative in state saved (any state that *might* be needed)
 - Mach (Draves), L4Ka::Strawberry, NICTA Pistachio, OKL4
- or *stateless kernel*
 - no kernel threads, kernel not interruptible, difficult to program
 - request all potentially required resources prior to execution
 - blocking syscalls must always be re-startable
 - Processor-provided stack management can get in the way
 - system calls need to be kept simple “atomic”.
 - e.g. the fluke kernel from Utah
- low cache footprint
 - always the same stack is used !
 - reduced memory footprint



Per-Thread Kernel Stack

- simple, flexible
 - kernel can always use threads, no special techniques required for keeping state while interrupted / blocked
 - no conceptual difference between kernel mode and user mode
 - e.g. traditional L4, Linux, Windows, OS/161
- but larger cache footprint
- and larger memory consumption

